





Swivel castor with wheel locking brake:

361b 33C075p ZPS



Technical data

Diameter		75 mm
Tread width		2x23 mm
Height		102 mm
Offset		28,5 mm
Top plate dimensions		55x70 mm
Top plate hole diameter		5,5 mm
Dist. between holes		51/57x41 mm
Load capacity		100 kg

Technical description

sheet steel metal housing

with double ball race

zinc passivated



Wheel

solid rubber tyre blue-grey with profile (Shore A 80)

plastic wheel centre grey

metal thread guard zinc-passivated

flange bearing