











Swivel castor with total brake mounted behind:

**BPSM 0805 2001**



## Technical data

Diameter		80 mm
Wheel width		25 mm
Hub length		40 mm
Height		103 mm
Offset		38 mm
Wheel axle diameter		12 mm
Bolt hole diameter		12.3 mm
Brake swivel radius		108 mm
Load capacity		50 kg
Weight		0.9 kg

## Technical description

Swivel fork of deep drawn zinc-coated steel,

swivel bearing with double ball race way and sealring (excluded the bolt hole fixing plate) with a total lock brake



## Wheel

Pressed sheetsteel wheel with black rubber tyre

(Shore A 85) and roller bearing