










Swivel castor with total brake mounted behind:

BPRB 1005 5000



Technical data

| | | |
|---------------------|---|---------|
| Diameter |  | 100 mm |
| Wheel width |  | 35 mm |
| Hub length |  | 42 mm |
| Height |  | 128 mm |
| Offset |  | 34 mm |
| Wheel axle diameter |  | 8 mm |
| Bolt hole diameter |  | 12.3 mm |
| Brake swivel radius |  | 128 mm |
| Load capacity |  | 150 kg |
| Weight |  | 1.1 kg |

Technical description

Swivel fork of deep drawn zinc-coated steel,

swivel bearing with double ball race way and sealring (excluded the bolt hole fixing plate) with a total lock brake



Wheel

Glass fibre reinforced polyamide wheel with black rubber tyre

(Shore A 65) with one deep groove ball bearing