













Swivel castor with total brake mounted behind:

BPPP 1001 1101



Technical data

Diameter		100 mm
Wheel width		35 mm
Hub length		40 mm
Height		128 mm
Offset		34 mm
Wheel axle diameter		12 mm
Top plate dimensions		105 x 85 mm
Top plate hole diameter		9.6 mm
Dist. between holes		80 x 60 mm
Brake swivel radius		128 mm
Load capacity		125 kg
Weight		1 kg

Technical description

Swivel fork of deep drawn zinc-coated steel,
swivel bearing with double ball race way and
sealring (excluded the bolt hole fixing plate) with a
total lock brake



Wheel

White Polypropylene wheel
with roller bearing