











Swivel castor with total brake mounted behind:

**BPPN 1005 2001**



## Technical data

Diameter		100 mm
Wheel width		35 mm
Hub length		40 mm
Height		128 mm
Offset		34 mm
Wheel axle diameter		12 mm
Bolt hole diameter		12.3 mm
Brake swivel radius		128 mm
Load capacity		150 kg
Weight		0.9 kg

## Technical description

Swivel fork of deep drawn zinc-coated steel,

swivel bearing with double ball race way and sealring (excluded the bolt hole fixing plate) with a total lock brake



## Wheel

Polyamide wheel with roller bearing