










## Swivel castor with total brake mounted behind:

### 341h 33G075b ZPC



## Technical data

Diameter	 75 mm
Tread width	 24 mm
Height	 103 mm
Offset	 37 mm
Top plate dimensions	 60x60 mm
Top plate hole diameter	 6,3 mm
Dist. between holes	 47x47/37x37 mm
Load capacity	 50 kg
Weight	 415 g

## Technical description

sheet steel metal housing  
swivel bearing with double ball race  
zinc passivated



## Wheel

solid rubber tyre blue-grey (Shore A 80)  
plastic wheel centre grey  
plain bearing  
Attention: wheel in Ø 50 mm riveted!