










Swivel castor with total brake mounted behind:

341h 33G075b ZPC



## Technical data

Diameter		75 mm
Tread width		24 mm
Height		103 mm
Offset		37 mm
Top plate dimensions		60x60 mm
Top plate hole diameter		6,3 mm
Dist. between holes		47x47/37x37 mm
Load capacity		50 kg
Weight		415 g

## Technical description

sheet steel metal housing

swivel bearing with double ball race

zinc passivated



## Wheel

solid rubber tyre blue-grey (Shore A 80)

plastic wheel centre grey

plain bearing