










Swivel castor with wheel locking brake:

340b 33G050b ZPB



Technical data

| | | |
|-------------------------|---|----------|
| Diameter |  | 50 mm |
| Tread width |  | 18 mm |
| Height |  | 70 mm |
| Offset |  | 24 mm |
| Top plate dimensions |  | 54x54 mm |
| Top plate hole diameter |  | 6,3 mm |
| Dist. between holes |  | 40x40 mm |
| Load capacity |  | 40 kg |
| Weight |  | 252 g |

Technical description

sheet steel metal housing

swivel bearing with double ball race

zinc passivated



Wheel

solid rubber tyre blue-grey (Shore A 80)

plastic wheel centre grey

plain bearing

Attention: wheel in Ø 50 mm riveted!