









Swivel castor with total brake mounted behind:

357h 32C125b ZPF

RHOMBUS 



Technical data

| | | |
|-------------------------|---|----------------|
| Diameter |  | 125 mm |
| Tread width |  | 32 mm |
| Height |  | 154 mm |
| Offset |  | 41,5 mm |
| Top plate dimensions |  | 95x70 mm |
| Top plate hole diameter |  | 9 mm |
| Dist. between holes |  | 75x45/72x52 mm |
| Load capacity |  | 100 kg |

Technical description

sheet steel metal housing

swivel bearing with double ball race

zinc passivated

also available with plate PD (77x67 mm) and bolt hole LC (11 mm)



Wheel

solid rubber tyre blue-grey (Shore A 80)

sheet steel metal rim zinc passivated

metal thread guard

flange bearing