








Swivel castor:

362a 33G075b ZLC



Technical data

Diameter		75 mm
Tread width		23 mm
Height		100 mm
Offset		30 mm
Bolt hole diameter		10,2 mm
Load capacity		55 kg
Weight		283 g

Technical description

sheet steel metal

swivel bearing with double ball race

zinc passivated

also available with bolt hole LC (10,2 mm)

on inquiry also available with threaded (ZGI) and flat pin (ZCS)

Wheel

solid rubber tyre blue-grey (Shore A 80)

plastic wheel centre grey

plain bearing

Attention: wheel in Ø 50 mm riveted!