

Swivel castor:








357a 29K100r ZLC

On request

RHOMBUS 



Technical data

Diameter		100 mm
Tread width		30 mm
Height		129,5 mm
Offset		41,5 mm
Bolt hole diameter		10 mm
Load capacity		100 kg
Weight		605 g

Technical description

sheet steel metal housing

swivel bearing with double ball race

zinc passivated

also available with plate PD (77x67 mm) and bolt hole LC (11 mm)

Wheel

thermoplastic elastomer tyre (TPE) iron grey RAL 7011 (Shore A 80)

plastic wheel centre and thread guard silver grey RAL7001

precision ball bearing

Contact discoloration on unsealed grounds possible!>>