







Swivel castor with total brake mounted behind:

357h 29G100r Z522

RHOMBUS 



## Technical data

Diameter		100 mm
Tread width		30 mm
Height		132,5 mm
Offset		47,5 mm
Stem size		24x45 M8/19 mm
Load capacity		100 kg

## Technical description

sheet steel metal housing

swivel bearing with double ball race

zinc passivated

also available with plate PD (77x67 mm) and bolt hole LC (11 mm)



## Wheel

thermoplastic elastomer tyre (TPE) iron grey RAL 7011 (Shore A 80)

plastic wheel centre silver grey RAL7001

without thread guard

plain bearing

Contact discoloration on unsealed grounds possible!>>