







Swivel castor with total brake mounted behind:

340h 29G100r ZLC-5

On request



## Technical data

Diameter		100 mm
Tread width		27 mm
Height		131,5 mm
Offset		37 mm
Bolt hole diameter		10,5 mm
Load capacity		90 kg

## Technical description

sheet steel metal housing

swivel bearing with double ball race

zinc passivated

## Wheel

thermoplastic elastomer tyre (TPE) iron grey RAL 7011 (Shore A 80)

plastic wheel centre silver grey RAL7001

without thread guard

plain bearing

Contact discoloration on unsealed grounds possible!>>