








Swivel castor with total brake mounted behind:

340h 29G075r ZPC-5

On request



## Technical data

Diameter		75 mm
Tread width		25 mm
Height		100 mm
Offset		28 mm
Top plate dimensions		60X60 mm
Top plate hole diameter		6,3 mm
Dist. between holes		43x43 mm
Load capacity		60 kg

## Technical description

sheet steel metal housing

swivel bearing with double ball race

zinc passivated

## Wheel

thermoplastic elastomer tyre (TPE) iron grey RAL 7011 (Shore A 80)

plastic wheel centre silver grey RAL7001

without thread guard

plain bearing

Contact discoloration on unsealed grounds possible!>>