

Swivel castor with total brake mounted behind:







357h 29G125r ZLD

On request

RHOMBUS 



## Technical data

Diameter		125 mm
Tread width		32 mm
Height		154 mm
Offset		43,5 mm
Bolt hole diameter		13 mm
Load capacity		100 kg

## Technical description

sheet steel metal housing

swivel bearing with double ball race

zinc passivated

also available with plate PD (77x67 mm) and bolt hole LC (11 mm)



## Wheel

thermoplastic elastomer tyre (TPE) iron grey RAL 7011 (Shore A 80)

plastic wheel centre silver grey RAL7001

without thread guard

plain bearing

Contact discoloration on unsealed grounds possible!>>