







Swivel castor with total brake mounted behind:

360h 00G075x ZLC

On request



Technical data

Diameter		75 mm
Tread width		2x22 mm
Height		98,5 mm
Offset		35 mm
Bolt hole diameter		10 mm
Load capacity		80 kg

Technical description

sheet steel metal housing

swivel bearing with double ball race

zinc passivated



Wheel

polyamide black

plain bearing