


Fixed castor:

2FH 200 PT2H

On request



Technical data

Diameter		200 mm
Tread width		2X45 mm
Height		252 mm
Top plate dimensions		150x175 mm
Top plate hole diameter		12/10 mm
Dist. between holes		120/105x60/75 mm
Load capacity		1500 kg

Technical description

heavy steel welded construction

zinc passivated

