






Swivel castor with total brake mounted behind:

357h 29K150r ZR

On request



Technical data

Diameter		150 mm
Tread width		32 mm
Height		183,5 mm
Offset		38 mm
Load capacity		120 kg

Technical description

sheet steel metal housing

swivel bearing with double ball race

zinc passivated

also available with plate PD (77x67 mm) and bolt hole LC (11 mm)



Wheel

thermoplastic elastomer tyre (TPE) iron grey RAL 7011 (Shore A 80)

plastic wheel centre and thread guard silver grey RAL7001

precision ball bearing

Contact discoloration on unsealed grounds possible!>>