







Swivel castor with total brake mounted behind:

441h 14R100d ZLD

RHOMBUS 



## Technical data

Diameter		100 mm
Tread width		26 mm
Height		128 mm
Offset		34 mm
Bolt hole diameter		12,2 mm
Load capacity		140 kg

## Technical description

stable sheet steel design and proven technology

easy running double ball bearing for good manoeuvrability

wide choice of wheels for different areas of application



## Wheel

elastic solid rubber tyre blue (Shore A 70)

vulcanised firmly on plastic wheel centre black

roller bearing