







Swivel castor with central/directional total brake:

398r 29K150v K985NP

RHOMBUS 



Technical data

Diameter		150 mm
Tread width		32 mm
Height		188 mm
Offset		42 mm
Load capacity		150 kg
Weight		1206 g

Technical description

die-cast aluminium load-bearing housing
highly polished plastic cover
precision ball bearings in the fork head
suitable for cleaning in disinfection cabins
smooth selection function
integrated selection mechanism with total locking brake "q"
and direction locking brake "r"
permanently grease filled in the switch mechanism
also available with electrically conductive wheel



Wheel

thermoplastic polyurethane tyre (TPU) iron grey RAL 7011, Shore A 95 plastic wheel centre and plastic thread guard, silver grey RAL 7001 precision ball bearing