

Swivel castor:







357a 29K150r Z522

On request

RHOMBUS 



Technical data

Diameter		150 mm
Tread width		32 mm
Height		183,5 mm
Offset		51 mm
Stem size		24x45 M8/19 mm
Load capacity		120 kg

Technical description

sheet steel metal housing

swivel bearing with double ball race

zinc passivated

also available with plate PD (77x67 mm) and bolt hole LC (11 mm)



Wheel

thermoplastic elastomer tyre (TPE) iron grey RAL 7011 (Shore A 80)

plastic wheel centre and thread guard silver grey RAL7001

precision ball bearing

Contact discoloration on unsealed grounds possible!>>