







Swivel castor with total brake mounted behind:

441h 08R125c ZLD

RHOMBUS 



## Technical data

|                    |   |         |
|--------------------|---|---------|
| Diameter           |  | 125 mm  |
| Tread width        |  | 22 mm   |
| Height             |  | 151 mm  |
| Offset             |  | 32 mm   |
| Bolt hole diameter |  | 12,2 mm |
| Load capacity      |  | 100 kg  |

## Technical description

stable sheet steel design and proven technology

easy running double ball bearing for good manoeuvrability

wide choice of wheels for different areas of application



## Wheel

solid rubber tyre black (Shore A 80)

sheet steel metal rim zinc passivated

roller bearing