










Swivel castor:

440a 00R058z ZPS



## Technical data

Diameter		58 mm
Tread width		29 mm
Height		75 mm
Offset		15 mm
Top plate dimensions		79x60 mm
Top plate hole diameter		6,5 mm
Dist. between holes		60x40 mm
Load capacity		80 kg
Weight		254 g

## Technical description

sheet steel metal housing

zinc passivated

swivel bearing with double ball race

wheel axis screwed-on



## Wheel

polypropylene black

roller bearing