










Swivel castor:

JPPF 1001 5100-8 (Performa)



Technical data

Diameter		100 mm
Tread width		32 mm
Height		128 mm
Offset		34 mm
Top plate dimensions		105x85 mm
Top plate hole diameter		9,6 mm
Dist. between holes		80x60 mm
Load capacity		150 kg
Weight		0.65 g