

Swivel castor:









288a 34G050v KPS1

On request

RHOMBUS 



Technical data

Diameter		50 mm
Tread width		2x11 mm
Height		60 mm
Offset		17 mm
Top plate dimensions		38x38 mm
Top plate hole diameter		5 mm
Dist. between holes		25x25 mm
Load capacity		40 kg

Technical description

housing and wheel made of polyamide (PA-RAL 7035)

attachments zinc-plated

Wheel

wheel bandage of polyurethane (PU-RAL 7015)

soft running surface (for hard floors)