













Swivel castor:

JXPU 1251 7100 BLUE



Technical data

| | | |
|-------------------------|---|-------------|
| Diameter |  | 125 mm |
| Wheel width |  | 35 mm |
| Hub length |  | 48 mm |
| Height |  | 156 mm |
| Offset |  | 41 mm |
| Wheel axle diameter |  | 10 mm |
| Top plate dimensions |  | 105 x 85 mm |
| Top plate hole diameter |  | 9.6 mm |
| Dist. between holes |  | 80 x 60 mm |
| Brake swivel radius |  | 138 mm |
| Load capacity |  | 200 kg |
| Weight |  | 0.66 kg |

Technical description

Swivel fork of deep drawn stainless steel

Swivel bearing with double ball race



Wheel

Polyamide wheel with polyurethane tyre

(80° Shore A) with one deep groove stainless steel ball bearing