












Fixed castor:

TFH250RU2P



## Technical data

Diameter		250 mm
Wheel width		75 mm
Hub length		78 mm
Height		303 mm
Offset		82 mm
Wheel axle diameter		25 mm
Top plate dimensions		120x110 mm
Top plate hole diameter		10 mm
Dist. between holes		105x75/80 mm
Brake swivel radius		160 mm
Load capacity		615 kg

## Technical description

heavy steel welded construction

zinc passivated



## Wheel

Wheels with black rubber tyres, molded to cast iron centers under heat and pressure to give tough, durable bond and have the ability to withstand reasonable rough service conditions. Operating temperatures from -40°C to + 80°C