






Swivel castor with total brake mounted in front:

BWCU 1253 60252



Technical data

Diameter		125 mm
Wheel width		2x25 mm
Height		197 mm
Offset		60 mm
Top plate dimensions		170x170 mm
Top plate hole diameter		13 mm
Dist. between holes		130x130 mm
Load capacity		500 kg

Technical description

Heavy duty swivel fork for dual wheels, in extra thick pressed and welded steel. With total lock brake and a tapered roller bearing in the swivel head. Black lacquered.

