







Swivel castor:

JLFL 1605 1000



## Technical data

Diameter		160 mm
Height		197 mm
Offset		55 mm
Bolt hole diameter		16 mm
Brake swivel radius		16 mm
Load capacity		250 kg

## Technical description

Swivel fork of deep drawn zinc-coated steel

Swivel bearing with double ball race way

and sealring, operating temperatures -40° to +250°C

## Wheel

Phenolic wheel with a plain bearing operating temperatures from -40°C to +250°C