








Fixed castor:

FLFL 1603 1000



Technical data

Diameter		160 mm
Height		197 mm
Offset		55 mm
Top plate dimensions		140x110 mm
Top plate hole diameter		11 mm
Dist. between holes		105x80 mm
Brake swivel radius		16 mm
Load capacity		250 kg

Wheel

Phenolic wheel with a plain bearing operating temperatures from -40°C to +250°C