












Swivel castor with total brake mounted behind:

**BTRB 0802 5080**



## Technical data

|                         |   |               |
|-------------------------|---|---------------|
| Diameter                |    | 80 mm         |
| Hub length              |    | 42 mm         |
| Height                  |    | 105 mm        |
| Offset                  |    | 38 mm         |
| Wheel axle diameter     |    | 8 mm          |
| Threaded stem size      |    | 35 mm         |
| Top plate dimensions    |    | 105 x 86 mm   |
| Top plate hole diameter |   | 9 mm          |
| Dist. between holes     |  | 80/77 x 60 mm |
| Load capacity           |  | 150 kg        |
| Weight                  |  | 1.2 kg        |

## Technical description

Swivel fork of deep drawn zinc-coated steel

Swivel bearing with double ball raceways and sealring

with total lock brake and an extra sturdy

plate (4 mm) and fork legs (3.5 mm)

for even higher load capacity



## Wheel

Glass fibre reinforced polyamide wheel with black rubber tyre

(Shore A 65) with one deep groove ball bearing