









Swivel castor with total brake mounted behind:

341h 30C100b ZPC



Technical data

| | | |
|-------------------------|---|----------------|
| Diameter |  | 100 mm |
| Tread width |  | 23 mm |
| Height |  | 124 mm |
| Offset |  | 28 mm |
| Top plate dimensions |  | 60x60 mm |
| Top plate hole diameter |  | 6,3 mm |
| Dist. between holes |  | 47x47/37x37 mm |
| Load capacity |  | 65 kg |

Technical description

sheet steel metal housing

swivel bearing with double ball race

zinc passivated



Wheel

solid rubber tyre blue-grey (Shore A 80)

sheet steel metal rim

thread guard zinc passivated

flange bearing