










Swivel castor:

341a 30C100b ZPC

RHOMBUS 



## Technical data

|                         |   |                |
|-------------------------|---|----------------|
| Diameter                |    | 100 mm         |
| Tread width             |    | 23 mm          |
| Height                  |    | 124 mm         |
| Offset                  |    | 28 mm          |
| Top plate dimensions    |    | 60x60 mm       |
| Top plate hole diameter |    | 6,3 mm         |
| Dist. between holes     |   | 47x47/37x37 mm |
| Load capacity           |  | 65 kg          |
| Weight                  |  | 634 g          |

## Technical description

sheet steel metal housing

swivel bearing with double ball race

zinc passivated



## Wheel

solid rubber tyre blue-grey (Shore A 80)

sheet steel metal rim

thread guard zinc passivated

flange bearing