







Wheel:

WHCN 1253 6551/N=60



## Technical data

|                     |   |         |
|---------------------|---|---------|
| Diameter            |  | 125 mm  |
| Wheel width         |  | 50 mm   |
| Hub length          |  | 60 mm   |
| Wheel axle diameter |  | 25 mm   |
| Load capacity       |  | 1000 kg |
| Weight              |  | 2.5 kg  |

## Wheel

Cast iron wheel with two deep groove ball bearings