







Wheel:

WFCV 1003 6000



Technical data

| | | |
|---------------------|---|---------|
| Diameter |  | 100 mm |
| Wheel width |  | 38 mm |
| Hub length |  | 57 mm |
| Wheel axle diameter |  | 20 mm |
| Load capacity |  | 340 kg |
| Weight |  | 1.73 kg |

Wheel

Cast iron wheel with bonded-on Vulkollan tyre (Shore A 92) with two ball bearings