












Swivel castor:

JLPT 1001 1000



Technical data

Diameter		100 mm
Wheel width		38 mm
Hub length		40 mm
Height		128 mm
Offset		33 mm
Wheel axle diameter		12 mm
Top plate dimensions		105 x 85 mm
Top plate hole diameter		9 mm
Dist. between holes		80 x 60 mm
Load capacity		75 kg
Weight		0.9 kg

Technical description

Swivel fork of deep drawn zinc-coated steel

Swivel bearing with double ball race way

and sealring, operating temperatures -40° to +250°C



Wheel

Plastic wheel with high temperature black rubber tyre

(Shore A 62). Temperature resistance -40°C to +300 °C