












Swivel castor: JFCV 3003 6100



Technical data

Diameter		300 mm
Wheel width		57 mm
Hub length		57 mm
Height		353 mm
Offset		95 mm
Top plate dimensions		150 x 110 mm
Top plate hole diameter		10.5 mm
Dist. between holes		105 x 75,80 mm
Brake swivel radius		160 mm
Load capacity		1500 kg
Weight		12.55 kg

Technical description

Heavy duty welded steel swivel fork. Swivel bearing with hardened race way, grease nipple and sealing.

To order a four-station directional lock see article number 2304-0612. Only for Diameter 125 to 250 mm.



Wheel

Cast iron wheel with bonded-on Vulkollan tyre (Shore A 92) with two ball bearings