












# Swivel castor: JDPE 0501 1001



## Technical data

Diameter		50 mm
Wheel width		20 mm
Hub length		24 mm
Height		70 mm
Offset		24 mm
Top plate dimensions		60 x 60 mm
Top plate hole diameter		6.3 mm
Dist. between holes		48/38 x 48/38 mm
Brake swivel radius		75 mm
Load capacity		40 kg
Weight		0.18 kg

## Technical description

Swivel fork of deep drawn zinc-coated steel

Swivel bearing with double ball race way  
and sealring



## Wheel

Polypropylene wheel with a grey rubber tyre  
(Shore A 85) with zincplated threadguards