








Swivel castor with directional lock:

DTPB 1002 5100



Technical data

Diameter		100 mm
Wheel width		35 mm
Hub length		50 mm
Height		128 mm
Offset		40 mm
Top plate dimensions		105 x 85 mm
Top plate hole diameter		9 mm
Dist. between holes		80/77 x 60 mm
Brake swivel radius		134 mm
Load capacity		150 kg
Weight		1.3 kg

Technical description

Swivel fork of deep drawn zinc-coated steel

Swivel head with double ball race and sealring
with directional lock



Wheel

Polyamide wheel with blue rubber tyre

(Shore A 70) with one deep groove ball bearing