






Swivel castor with total brake mounted behind:

BXPR 1005 5000



Technical data

Diameter		100 mm
Wheel width		32 mm
Hub length		45 mm
Height		128 mm
Offset		38 mm
Bolt hole diameter		12 mm
Brake swivel radius		128 mm
Load capacity		150 kg
Weight		1.3 kg

Technical description

Swivel fork of deep drawn stainless steel

Swivel bearing with double ball race and sealring

with a total lock brake



Wheel

Dark grey Polypropylene wheel with a blue elasticrubber tyre (Performa, Shore A 65 - 70) with one deep groove ball bearing