








Swivel castor:

362a 29K100r ZLD

RHOMBUS 



Technical data

Diameter		100 mm
Tread width		30 mm
Height		130 mm
Offset		37 mm
Bolt hole diameter		12,2 mm
Load capacity		100 kg
Weight		564 g

Technical description

sheet steel metal

swivel bearing with double ball race

zinc passivated

also available with bolt hole LC (10,2 mm)

on inquiry also available with threaded (ZGI) and flat pin (ZCS)



Wheel

thermoplastic elastomer tyre (TPE) iron grey RAL 7011 (Shore A 80)

plastic wheel centre and thread guard silver grey RAL7001

precision ball bearing

Contact discoloration on unsealed grounds possible!>>