












Swivel castor with total brake mounted behind:

BTAU 2003 6440



## Technical data

|                         |   |                |
|-------------------------|---|----------------|
| Diameter                |    | 200 mm         |
| Wheel width             |    | 50 mm          |
| Hub length              |    | 62 mm          |
| Height                  |    | 238 mm         |
| Offset                  |    | 53 mm          |
| Top plate dimensions    |    | 135 x 110 mm   |
| Top plate hole diameter |    | 11 mm          |
| Dist. between holes     |   | 105 x 75/80 mm |
| Brake swivel radius     |  | 160 mm         |
| Load capacity           |  | 500 kg         |
| Weight                  |  | 3.6 kg         |

## Technical description

Swivel fork of deep drawn zinc-coated steel

Swivel bearing with double ball raceways and sealing

with total lock brake and an extra sturdy

plate (4 mm) and fork legs (3.5 mm)

for even higher load capacity



## Wheel

Aluminium wheels with bonded-on polyurethane tyre (Shore A 92) with two deep groove ball bearings and steel collar bushes external diameter 15/20/25 mm to internal 8/10/12 mm. Operating temperatures from -20°C to + 80°C