













Swivel castor with total brake mounted behind:

BPPN 0801 2100



Technical data

Diameter		80 mm
Wheel width		32 mm
Hub length		40 mm
Height		105 mm
Offset		38 mm
Wheel axle diameter		12 mm
Top plate dimensions		105 x 85 mm
Top plate hole diameter		9.6 mm
Dist. between holes		80 x 60 mm
Brake swivel radius		108 mm
Load capacity		150 kg
Weight		0.8 kg

Technical description

Swivel fork of deep drawn zinc-coated steel,

swivel bearing with double ball race way and sealring (excluded the bolt hole fixing plate) with a total lock brake



Wheel

Polyamide wheel with roller bearing