













Swivel castor with total brake mounted in front:

BFCN 2003 6100



Technical data

Diameter		200 mm
Wheel width		45 mm
Hub length		62 mm
Height		252 mm
Offset		66 mm
Wheel axle diameter		12 mm
Top plate dimensions		150 x 110 mm
Top plate hole diameter		10.5 mm
Dist. between holes		105 x 75,80 mm
Brake swivel radius		160 mm
Load capacity		1150 kg
Weight		7.3 kg



Wheel

Cast iron wheel with two deep groove ball bearings