








Fixed castor:

TFH 150 PT2H

On request



## Technical data

Diameter		150 mm
Tread width		38 mm
Height		202 mm
Top plate dimensions		150x115 mm
Top plate hole diameter		12/10 mm
Dist. between holes		120/105x60/75 mm
Load capacity		730 kg

## Technical description

heavy steel welded construction

zinc passivated

