







Swivel castor with total brake mounted behind:

441h 07R100c ZLD-5

On request



Technical data

Diameter		100 mm
Tread width		22 mm
Height		127 mm
Offset		39 mm
Bolt hole diameter		12,5 mm
Load capacity		75 kg

Technical description

Stable sheet steel design and proven technology

Easy running double ball bearing for good manoeuvrability

Sealing ring in swivel head



Wheel

solid rubber tyre black (Shore A 80)

plastic wheel centre

roller bearing