

Swivel castor with total brake mounted behind:







357h 29K150r ZLD-5

On request

RHOMBUS 



Technical data

| | | |
|--------------------|--|----------|
| Diameter |  | 150 mm |
| Tread width |  | 32 mm |
| Height |  | 184,5 mm |
| Offset |  | 45 mm |
| Bolt hole diameter |  | 12,5 mm |
| Load capacity |  | 130 kg |

Technical description

sheet steel metal housing

swivel bearing with double ball race

zinc passivated

also available with bolt hole LC (10,5 mm)
and swivel castors with directional brake (357r)

Wheel

thermoplastic elastomer tyre (TPE) iron grey RAL 7011 (Shore A 80)

plastic wheel centre and thread guard silver grey RAL7001

precision ball bearing

Contact discoloration on unsealed grounds possible!>>