







Swivel castor with total brake mounted behind:

441h 14R125d ZLD

RHOMBUS 



Technical data

Diameter		125 mm
Tread width		27 mm
Height		151 mm
Offset		32 mm
Bolt hole diameter		12,2 mm
Load capacity		140 kg

Technical description

stable sheet steel design and proven technology

easy running double ball bearing for good manoeuvrability

wide choice of wheels for different areas of application



Wheel

elastic solid rubber tyre blue (Shore A 70)

vulcanised firmly on plastic wheel centre black

roller bearing