









Swivel castor with total brake mounted behind:

441h 14R125d ZPH

RHOMBUS 



Technical data

| | | |
|-------------------------|---|----------------|
| Diameter |  | 125 mm |
| Tread width |  | 27 mm |
| Height |  | 152 mm |
| Offset |  | 32 mm |
| Top plate dimensions |  | 104x80 mm |
| Top plate hole diameter |  | 9 mm |
| Dist. between holes |  | 72x52/80x60 mm |
| Load capacity |  | 140 kg |

Technical description

stable sheet steel design and proven technology

easy running double ball bearing for good manoeuvrability

wide choice of wheels for different areas of application



Wheel

elastic solid rubber tyre blue (Shore A 70)

vulcanised firmly on plastic wheel centre black

roller bearing